



lumini Solucoes em Iluminacao LTDA
www.lumini.com.br
Email: laboratorio@lumini.com.br
Tel: +55 11 3437-5555 Fax: +55 11 3437-5555
Address: Rua Ferreira Viana, 716 - Socorro - São Paulo/SP

lumini

LumCAT:

Luminaire: lbb01 tr

LampCAT: modulo led tr 12W 27K irc 90

Ballast type:

Report No:

Voltage(V): 221.3200

Test No:

Current(A): 0.1510

Number of Lamps: 1

Power (W): 13.9900

Lamp flux(lm): 1206.0

PF: 0.4170

Length(mm): 275

Width(mm): 275

Phm Type: C

Height(mm): 0

Photometric Results

Lumens(lm): 721.13, Efficiency(%): 59.80% , Luminous Efficacy(lm/W): 51.55

Central intensity(cd): 392.080, Maximum intensity(cd): 392.080

Angle of maximum intensity: $C=0.0$ $\gamma=0.0$

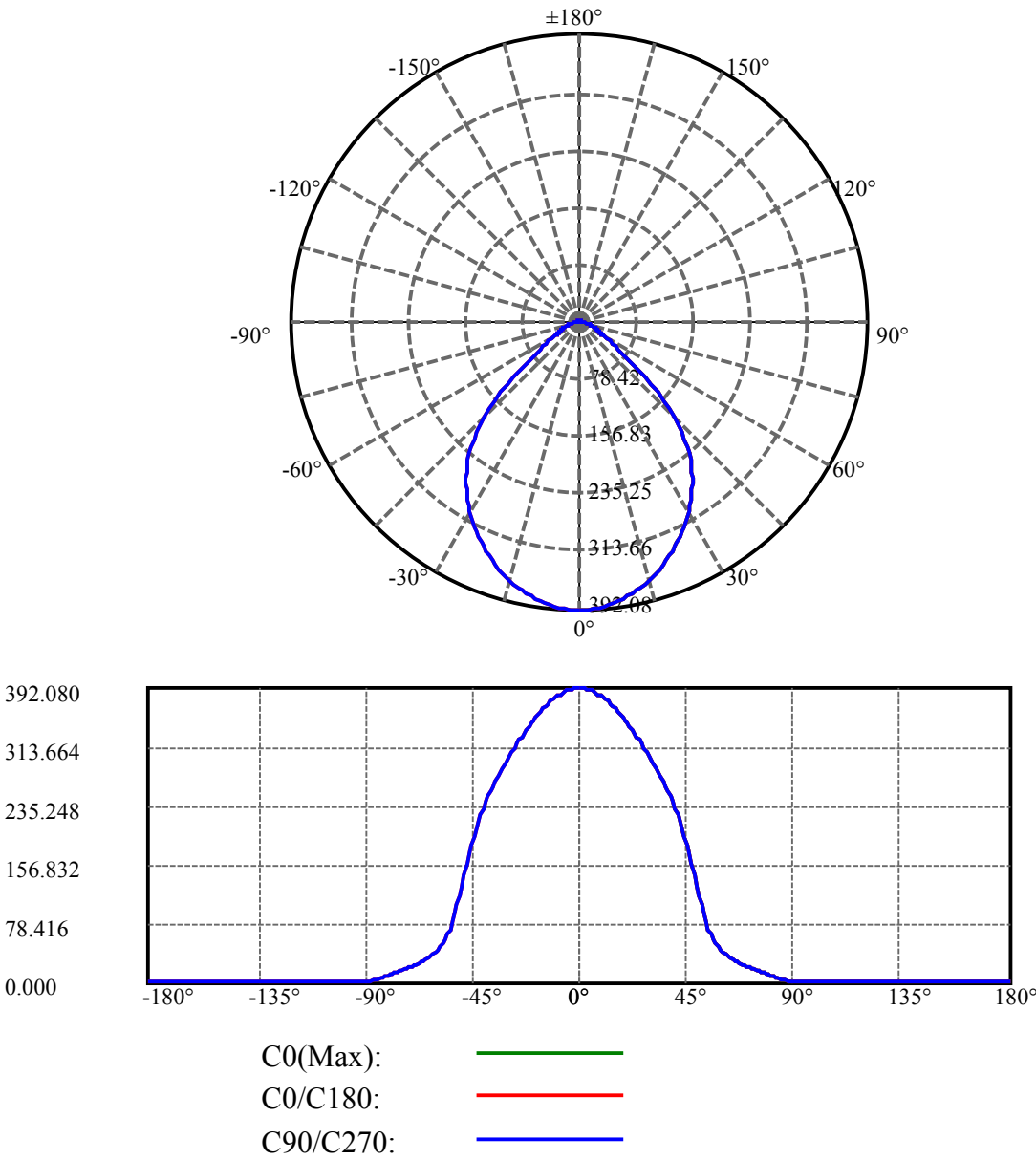
Beam angle of C0 plane : 87.55

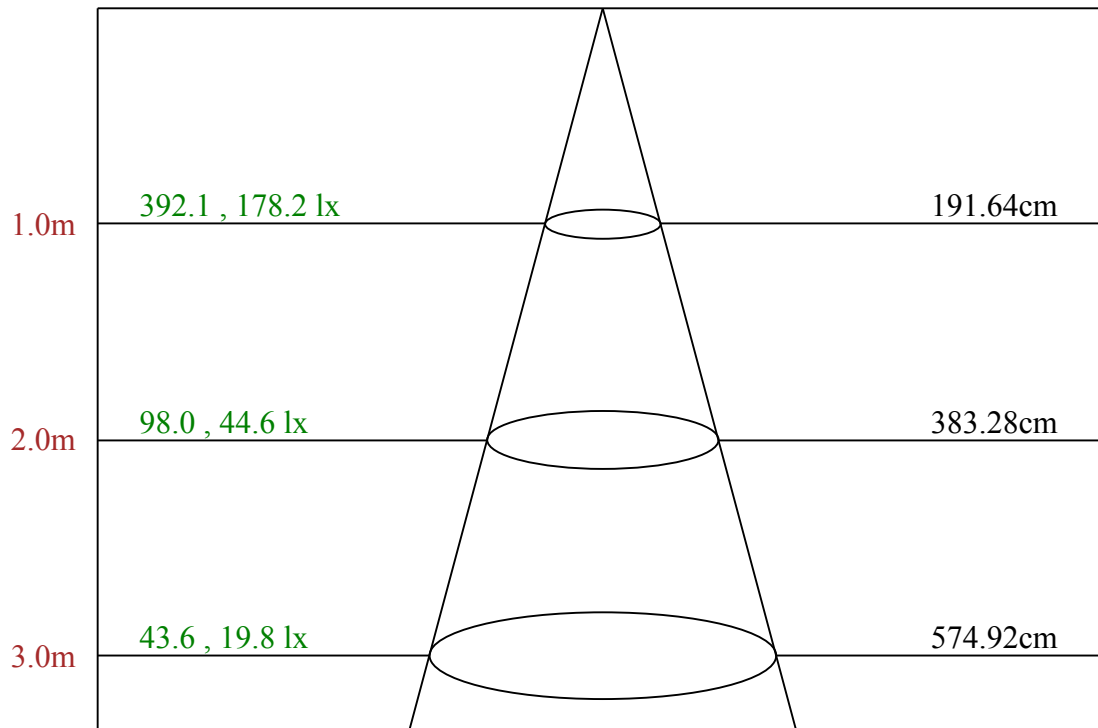
Average BeamAngle(IEC 61341): 87.55

Equipment: equipamento lumini
Temperature(°C): 25.0

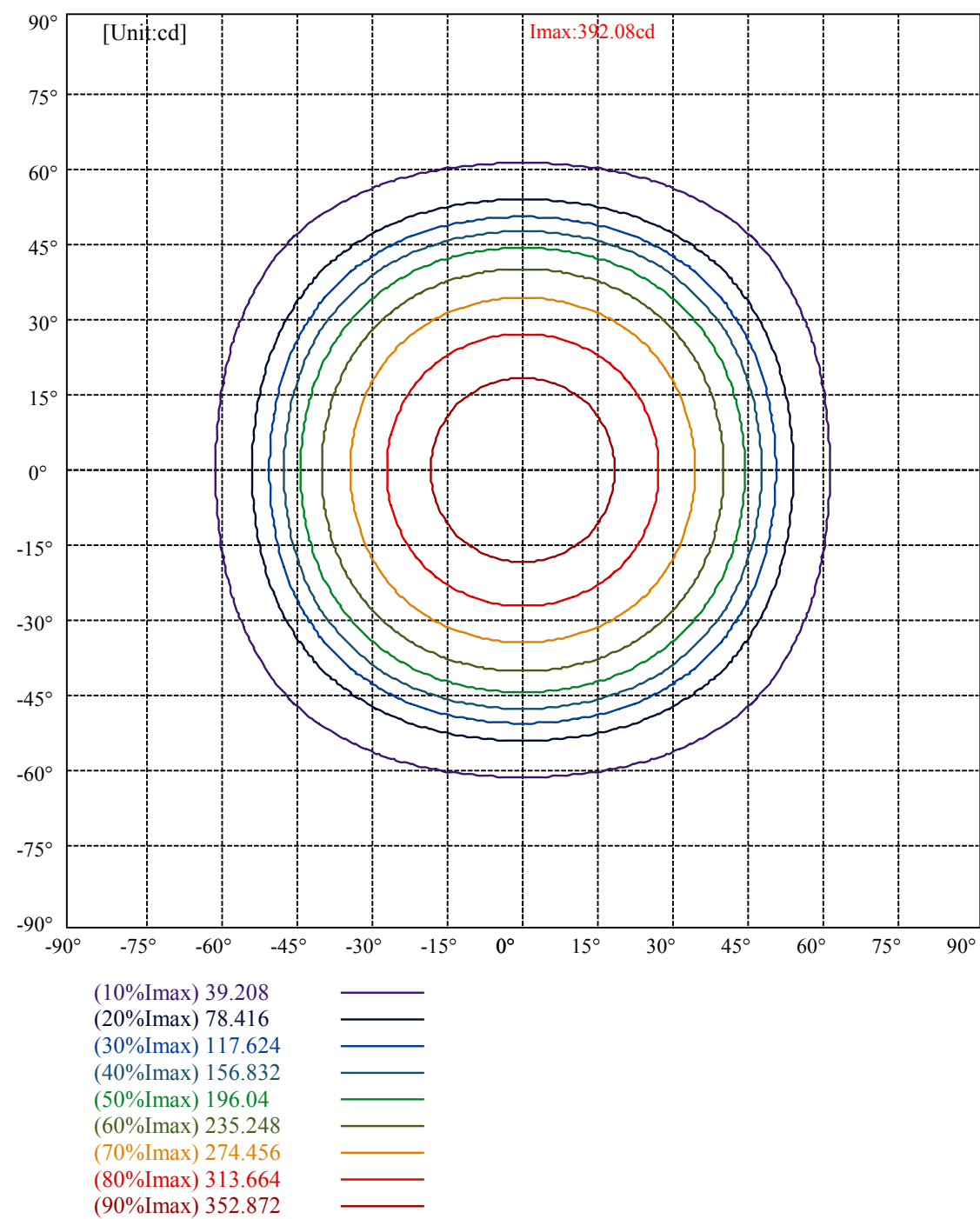
Date: 22/09/2025
Humidity(%): 58.0%

Operator: 01
Distance(m): 6.90





Max , Ave Beam angle of C0 plane 87.55



lumini

Luminance Limiting Curve(no luminous side)

Appendix Page: 5 Total:6

Luminance Table

γ	45	50	55	60	65	70	75	80	85
C0	3413	2393	1495	1080	931	893	838	789	758
C45	3413	2393	1495	1080	931	893	838	789	758
C90	3413	2393	1495	1080	931	893	838	789	758

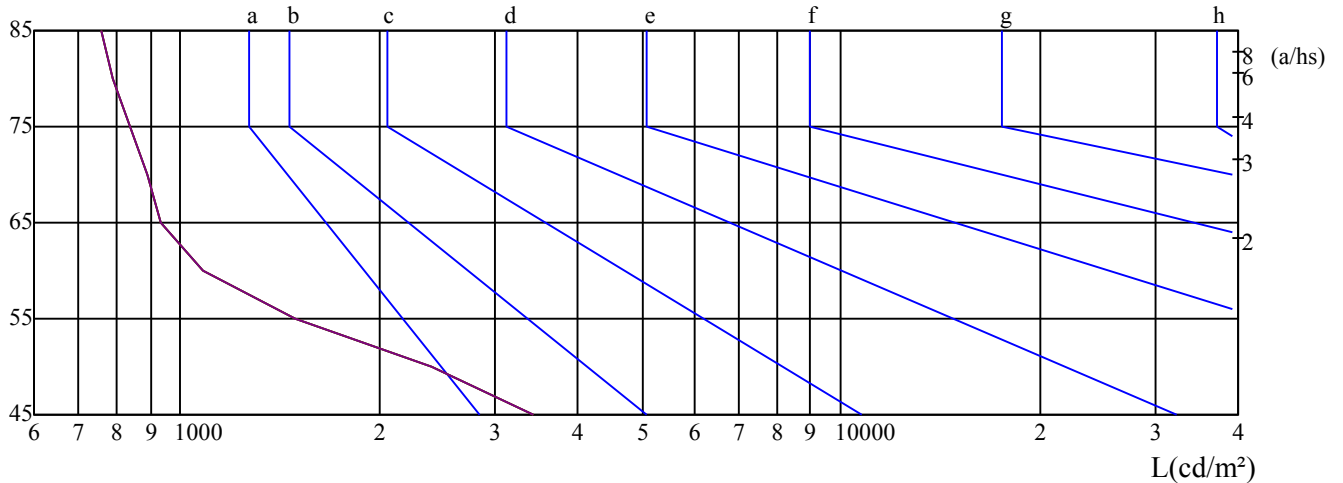
L(Hor)(65)	L(Ver)(65)	L45(65)	L(Hor)(75)	L(Ver)(75)	L45(75)	L(Hor)(85)	L(Ver)(85)	L45(85)
931	931	931	838	838	838	758	758	758

Glare Table

Glare	Quality	Service Values Illuminance(lx)							
1.15	A	2000	1000	500	≤ 300				
1.5	B		2000	1000	500	≤ 300			
1.85	C			2000	1000	500	≤ 300		
2.2	D				2000	1000	500	≤ 300	
2.55	E					2000	1000	500	≤ 300
		a	b	c	d	e	f	g	h

Luminance Limiting Curve

$\gamma(^{\circ})$



C0 ———

C45 ———

C90 ———

Equipment: equipamento lumini
Temperature($^{\circ}\text{C}$): 25.0

Date: 22/09/2025
Humidity(%): 58.0%

Operator: 01
Distance(m): 6.90

Illumination assessment according UGR											
Rf of Ceiling	70	70	50	50	30	70	70	50	50	30	
Rf of Wall	50	30	50	30	30	50	30	50	30	30	
Rf of Floor	20	20	20	20	20	20	20	20	20	20	
Room dimensions		Viewed crosswise					Viewed endwise				
X	Y										
2H	2H	14.66	15.99	15.05	16.34	16.71	14.56	15.90	14.96	16.25	16.61
	3H	14.99	16.18	15.41	16.56	16.95	14.91	16.10	15.33	16.48	16.87
	4H	15.17	16.28	15.60	16.67	17.08	15.10	16.21	15.53	16.60	17.01
	6H	15.36	16.38	15.80	16.79	17.23	15.29	16.31	15.73	16.72	17.16
	8H	15.41	16.39	15.85	16.81	17.25	15.34	16.32	15.78	16.74	17.19
	12H	15.44	16.38	15.89	16.80	17.26	15.37	16.31	15.82	16.74	17.20
4H	2H	14.74	15.84	15.16	16.24	16.65	14.65	15.76	15.08	16.15	16.56
	3H	15.21	16.14	15.66	16.56	17.02	15.14	16.07	15.60	16.50	16.96
	4H	15.55	16.36	16.01	16.81	17.30	15.48	16.29	15.95	16.75	17.23
	6H	15.80	16.52	16.30	17.00	17.49	15.74	16.46	16.24	16.94	17.43
	8H	15.93	16.59	16.43	17.08	17.59	15.87	16.54	16.38	17.03	17.54
	12H	16.03	16.65	16.54	17.13	17.68	15.98	16.60	16.49	17.08	17.63
8H	4H	15.60	16.27	16.11	16.76	17.27	15.54	16.21	16.05	16.70	17.21
	6H	15.96	16.52	16.49	17.03	17.58	15.91	16.47	16.44	16.98	17.52
	8H	16.20	16.69	16.75	17.24	17.77	16.16	16.64	16.71	17.19	17.72
	12H	16.38	16.78	16.94	17.33	17.88	16.33	16.74	16.89	17.28	17.84
12H	4H	15.60	16.22	16.11	16.70	17.25	15.54	16.16	16.05	16.64	17.20
	6H	16.03	16.52	16.58	17.07	17.60	15.98	16.47	16.53	17.01	17.55
	8H	16.27	16.67	16.83	17.22	17.77	16.22	16.63	16.78	17.17	17.73
Variation with the observer position at spacings:											
S = 1.0H		0.9/-1.8					0.9/-1.8				
S = 1.5H		1.8/-2.5					1.8/-2.5				
S = 2.0H		3.0/-2.5					3.0/-2.5				
Standard tables:		BK2					BK2				
Uncorrected UGR		-2.8					-2.8				

依据CIE Publ. 117 计算 UGR, S/H = 0.25